

MDR BELTED HORIZONTAL 24" ZONE

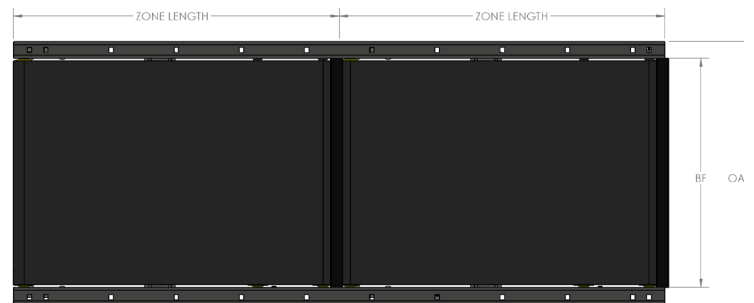
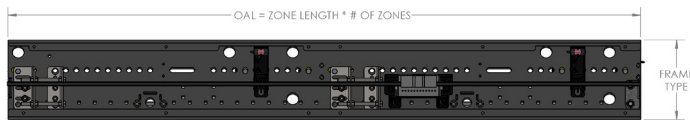

INTERMEDIATE MODULE - Series 1500

Controls Platform: H-20 Full Control

POWERED BY
TREW

MDR belted horizontal modules have a high friction belt that holds product in location and helps maintain product alignment, perfect for print and apply applications and small and light products and bags. Higher angles are possible depending on the application. Pre-wired conveyor sections are networked with bus technology and are easily configured for multiple applications. All electric operation ensures a consistent and quiet system that is easy to maintain.

Minimum Product Size 6" X 4"
Up to 150 FPM
Gear Ratio 21:1
Up to 50 lbs



KEY FEATURES AND BENEFITS

- Sensitive Product Handling
- Take Up Bracket Per Zone for Belt Alignment
- T-Strip between belts for smaller products transition
- Ultra Co-Efficient Pyramid Belt Surface for higher traction & durability
- Light to medium weight applications up to 50 lbs
- Resilient and durable construction. Perfect for distribution, warehouse, process lines and postal applications
- IP54 Standard
- Tool-less mounting brackets for all electrical components
- Electrical components have quick connect terminals for easy installations and expansion
- Using durable, high tension belt
- Available ZPA Analyzer allows for system diagnostic and commissioning

MDR BELTED HORIZONTAL 24" ZONE

INTERMEDIATE MODULE - Series 1500

SERIES 1500, LIGHT GOODS, FULL, ZPA, 24 VOLT DC SET LOW 24IN ZONE INTERMEDIATE STANDARDS 48IN L

<i>Description</i>
48IN INTERMEDIATE, HORIZONTAL, FWB, SERIES 1500, 24IN ZONE, 15IN BF, RSL 7.5IN, LH, FULL CONTROL
48IN INTERMEDIATE, HORIZONTAL, FWB, SERIES 1500, 24IN ZONE, 15IN BF, RSL 7.5IN, RH, FULL CONTROL
48IN INTERMEDIATE, HORIZONTAL, FWB, SERIES 1500, 24IN ZONE, 21IN BF, RSL 7.5IN, LH, FULL CONTROL
48IN INTERMEDIATE, HORIZONTAL, FWB, SERIES 1500, 24IN ZONE, 21IN BF, RSL 7.5IN, RH, FULL CONTROL
48IN INTERMEDIATE, HORIZONTAL, FWB, SERIES 1500, 24IN ZONE, 27IN BF, RSL 7.5IN, LH, FULL CONTROL
48IN INTERMEDIATE, HORIZONTAL, FWB, SERIES 1500, 24IN ZONE, 27IN BF, RSL 7.5IN, RH, FULL CONTROL
48IN INTERMEDIATE, HORIZONTAL, FWB, SERIES 1500, 24IN ZONE, 33IN BF, RSL 7.5IN, LH, FULL CONTROL
48IN INTERMEDIATE, HORIZONTAL, FWB, SERIES 1500, 24IN ZONE, 33IN BF, RSL 7.5IN, RH, FULL CONTROL
48IN INTERMEDIATE, HORIZONTAL, FWB, SERIES 1500, 24IN ZONE, 36IN BF, RSL 7.5IN, LH, FULL CONTROL
48IN INTERMEDIATE, HORIZONTAL, FWB, SERIES 1500, 24IN ZONE, 36IN BF, RSL 7.5IN, RH, FULL CONTROL

SERIES 1500, LIGHT GOODS, FULL, ZPA, 24 VOLT DC SET LOW 24IN ZONE INTERMEDIATE STANDARDS 24IN L

<i>Description</i>
24IN INTERMEDIATE, HORIZONTAL, FWB, SERIES 1500, 24IN ZONE, 15IN BF, RSL 7.5IN, LH, FULL CONTROL
24IN INTERMEDIATE, HORIZONTAL, FWB, SERIES 1500, 24IN ZONE, 15IN BF, RSL 7.5IN, RH, FULL CONTROL
24IN INTERMEDIATE, HORIZONTAL, FWB, SERIES 1500, 24IN ZONE, 21IN BF, RSL 7.5IN, LH, FULL CONTROL
24IN INTERMEDIATE, HORIZONTAL, FWB, SERIES 1500, 24IN ZONE, 21IN BF, RSL 7.5IN, RH, FULL CONTROL
24IN INTERMEDIATE, HORIZONTAL, FWB, SERIES 1500, 24IN ZONE, 27IN BF, RSL 7.5IN, LH, FULL CONTROL
24IN INTERMEDIATE, HORIZONTAL, FWB, SERIES 1500, 24IN ZONE, 27IN BF, RSL 7.5IN, RH, FULL CONTROL
24IN INTERMEDIATE, HORIZONTAL, FWB, SERIES 1500, 24IN ZONE, 33IN BF, RSL 7.5IN, LH, FULL CONTROL
24IN INTERMEDIATE, HORIZONTAL, FWB, SERIES 1500, 24IN ZONE, 33IN BF, RSL 7.5IN, RH, FULL CONTROL
24IN INTERMEDIATE, HORIZONTAL, FWB, SERIES 1500, 24IN ZONE, 36IN BF, RSL 7.5IN, LH, FULL CONTROL
24IN INTERMEDIATE, HORIZONTAL, FWB, SERIES 1500, 24IN ZONE, 36IN BF, RSL 7.5IN, RH, FULL CONTROL

MDR BELTED HORIZONTAL 24" ZONE

INTERMEDIATE MODULE - Series 1500

SERIES 1500, LIGHT GOODS, FULL, ZPA, 24 VOLT DC SET LOW 24IN ZONE INTERMEDIATE STANDARDS 144IN L

<i>Description</i>
144IN INTERMEDIATE, HORIZONTAL, FWB, SERIES 1500, 24IN ZONE, 15IN BF, RSL 7.5IN, LH, FULL CONTROL
144IN INTERMEDIATE, HORIZONTAL, FWB, SERIES 1500, 24IN ZONE, 15IN BF, RSL 7.5IN, RH, FULL CONTROL
144IN INTERMEDIATE, HORIZONTAL, FWB, SERIES 1500, 24IN ZONE, 21IN BF, RSL 7.5IN, LH, FULL CONTROL
144IN INTERMEDIATE, HORIZONTAL, FWB, SERIES 1500, 24IN ZONE, 21IN BF, RSL 7.5IN, RH, FULL CONTROL
144IN INTERMEDIATE, HORIZONTAL, FWB, SERIES 1500, 24IN ZONE, 27IN BF, RSL 7.5IN, LH, FULL CONTROL
144IN INTERMEDIATE, HORIZONTAL, FWB, SERIES 1500, 24IN ZONE, 27IN BF, RSL 7.5IN, RH, FULL CONTROL
144IN INTERMEDIATE, HORIZONTAL, FWB, SERIES 1500, 24IN ZONE, 33IN BF, RSL 7.5IN, LH, FULL CONTROL
144IN INTERMEDIATE, HORIZONTAL, FWB, SERIES 1500, 24IN ZONE, 33IN BF, RSL 7.5IN, RH, FULL CONTROL
144IN INTERMEDIATE, HORIZONTAL, FWB, SERIES 1500, 24IN ZONE, 36IN BF, RSL 7.5IN, LH, FULL CONTROL
144IN INTERMEDIATE, HORIZONTAL, FWB, SERIES 1500, 24IN ZONE, 36IN BF, RSL 7.5IN, RH, FULL CONTROL

SERIES 1500, LIGHT GOODS, FULL, ZPA, 24 VOLT DC SET LOW 24IN ZONE INTERMEDIATE STANDARDS 96IN L

<i>Description</i>
96IN INTERMEDIATE, HORIZONTAL, FWB, SERIES 1500, 24IN ZONE, 15IN BF, RSL 7.5IN, LH, FULL CONTROL
96IN INTERMEDIATE, HORIZONTAL, FWB, SERIES 1500, 24IN ZONE, 15IN BF, RSL 7.5IN, RH, FULL CONTROL
96IN INTERMEDIATE, HORIZONTAL, FWB, SERIES 1500, 24IN ZONE, 21IN BF, RSL 7.5IN, LH, FULL CONTROL
96IN INTERMEDIATE, HORIZONTAL, FWB, SERIES 1500, 24IN ZONE, 21IN BF, RSL 7.5IN, RH, FULL CONTROL
96IN INTERMEDIATE, HORIZONTAL, FWB, SERIES 1500, 24IN ZONE, 27IN BF, RSL 7.5IN, LH, FULL CONTROL
96IN INTERMEDIATE, HORIZONTAL, FWB, SERIES 1500, 24IN ZONE, 27IN BF, RSL 7.5IN, RH, FULL CONTROL
96IN INTERMEDIATE, HORIZONTAL, FWB, SERIES 1500, 24IN ZONE, 33IN BF, RSL 7.5IN, LH, FULL CONTROL
96IN INTERMEDIATE, HORIZONTAL, FWB, SERIES 1500, 24IN ZONE, 33IN BF, RSL 7.5IN, RH, FULL CONTROL
96IN INTERMEDIATE, HORIZONTAL, FWB, SERIES 1500, 24IN ZONE, 36IN BF, RSL 7.5IN, LH, FULL CONTROL
96IN INTERMEDIATE, HORIZONTAL, FWB, SERIES 1500, 24IN ZONE, 36IN BF, RSL 7.5IN, RH, FULL CONTROL