

# MDR INTERMEDIATE RSL/RSH

## Series 1500 Conveyor Module


Controls Platform: G20 Full Control

POWERED BY


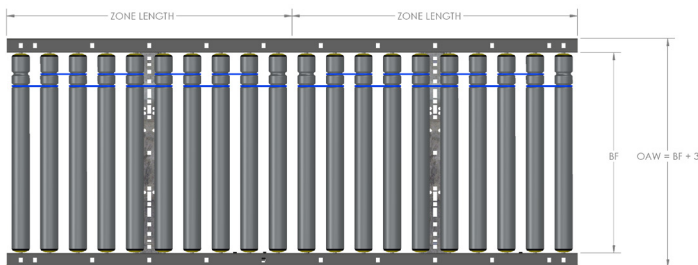
**TREW**®

MDR straight intermediate modules are available in the widths, lengths and zones you need for your high-speed, light to medium duty distribution system. Pre-wired conveyor sections can be networked with a variety of technologies and are easily configured for multiple applications. All electric operation ensures a consistent and quiet system that is easy to maintain. Zero pressure accumulation is standard.

- 8" Minimum Product Size
- Up to 180 FPM
- Available in 18:1 (geared)
- O-Band



Intermediate (RSL)



Intermediate (RSH)

## KEY FEATURES AND BENEFITS

- Light to medium weight applications up to 75 lbs
- Resilient and durable construction. Perfect for distribution, warehouse, process lines and postal applications
- Tool-less mounting brackets for all electrical components
- Standard IP54
- Using durable, high tension 5/16 O-bands
- Available ZPA Analyzer allows for system diagnostic and commissioning
- Electrical components have quick connect terminals for easy installations and expansion
- 3" roller centers standard

### SERIES 1500 CONVEYOR - MDR STRAIGHT INTERMEDIATE, 24" ZONE

Part #	Width (BF)	Side Channel	Roller C-C"	MDR Type	Hand	Control	Color
TR15001 (24" Long) TR15002 (48" Long) TR15003 (96" Long) TR15004 (144" Long)	15, 21, 27, 33, 36	RSL	3"	EC5000 (geared)	LH RH	AUTO FULL	F9022 F7035
TR15011 (24" Long) TR15012 (48" Long) TR15013 (96" Long) TR15014 (144" Long)	15, 21, 27, 33, 36	RSR	3"	EC5000 (geared)	LH RH	AUTO FULL	F9022 F7035

### SERIES 1500 CONVEYOR - MDR STRAIGHT INTERMEDIATE, 30" ZONE

Part #	Width (BF)	Side Channel	Roller C-C"	MDR Type	Hand	Control	Color
TR15005 (30" Long) TR15006 (60" Long) TR15007 (120" Long)	15, 21, 27, 33, 36	RSL	3"	EC5000 (geared)	LH RH	AUTO FULL	F9022 F7035
TR15015 (30" Long) TR15016 (60" Long) TR15017 (120" Long)	15, 21, 27, 33, 36	RSR	3"	EC5000 (geared)	LH RH	AUTO FULL	F9022 F7035

### SERIES 1500 CONVEYOR - MDR STRAIGHT INTERMEDIATE, 36" ZONE

Part #	Width (BF)	Side Channel	Roller C-C"	MDR Type	Hand	Control	Color
TR15008 (36" Long) TR15009 (72" Long) TR15010 (144" Long)	15, 21, 27, 33, 36	RSL	3"	EC5000 (geared)	LH RH	AUTO FULL	F9022 F7035
TR15018 (36" Long) TR15019 (72" Long) TR15020 (144" Long)	15, 21, 27, 33, 36	RSR	3"	EC5000 (geared)	LH RH	AUTO FULL	F9022 F7035

**Engineer to order options include: IP67, 2" C-C, poly-coated rollers, additional MDRs & gear ratios, custom rail colors, poly-V belt, alternative photoeye locations, additional BFs, additional zone lengths additional zone numbers. Additional options may be available upon request. Contact Trew Engineering for further information.**